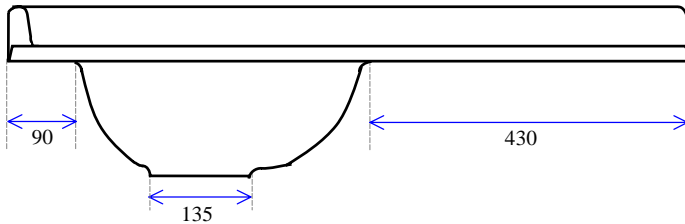
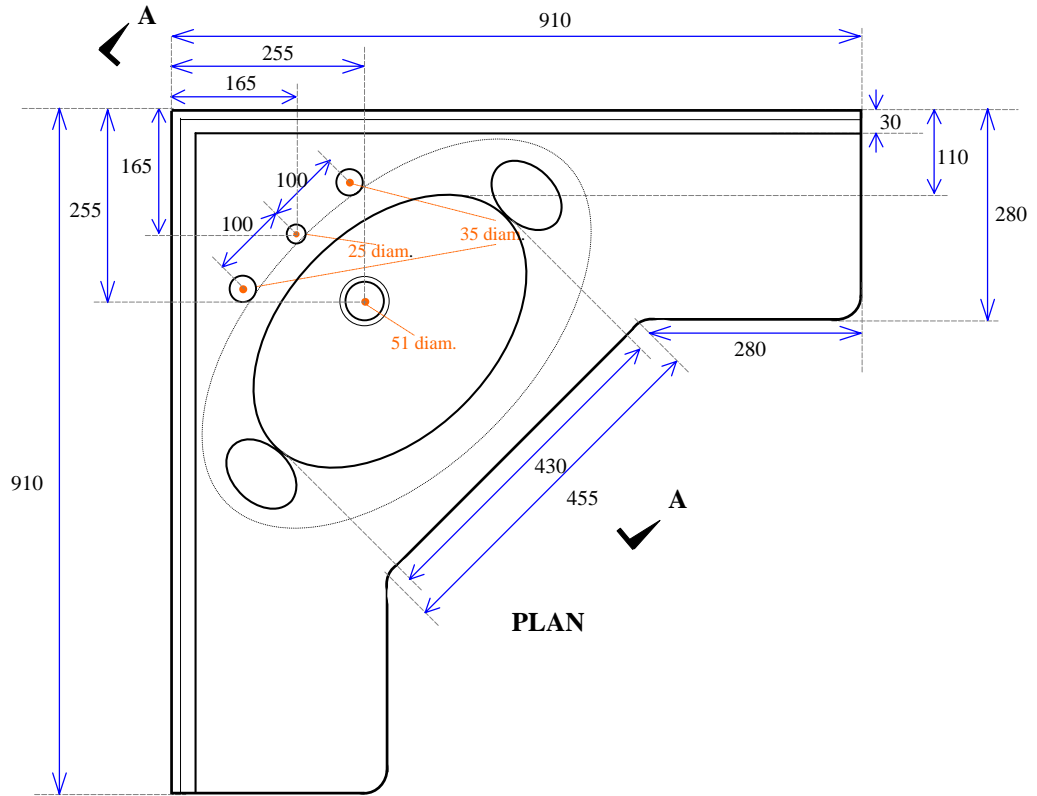
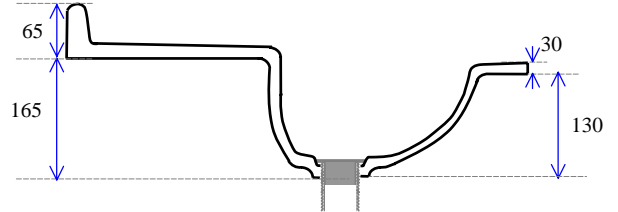


900 x 900



END ELEVATION



Section A - A

Notes:

1. All edges finished safely
2. 51mm waste hole for 40mm waste & plug
3. Waste not supplied
4. Available with 1, 2 or 3 tap holes
5. Facing thickness: Gelcoat 0.5mm
6. Weighs 22 Kgs (Polymarble)
7. Bowl capacity is 7 litres.

MODEL: 900 x 900

Not to Scale

ALL DIMENSIONS SHOWN IN MILLIMETERS

Specifications subject to change without notice.

All sizes are nominal within industry tolerances.

Measurements are for representation purposes only and do not constitute scale plans.