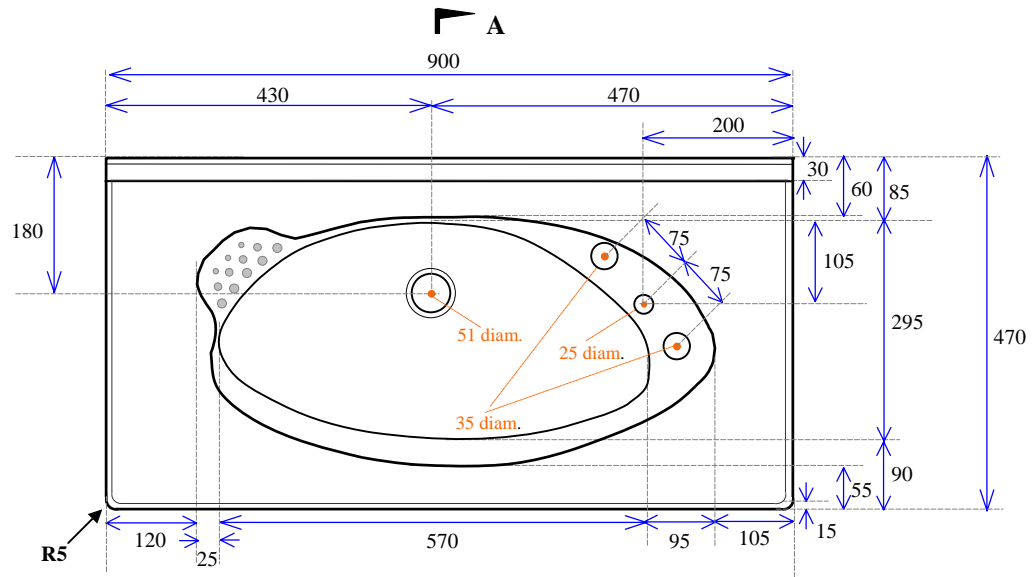
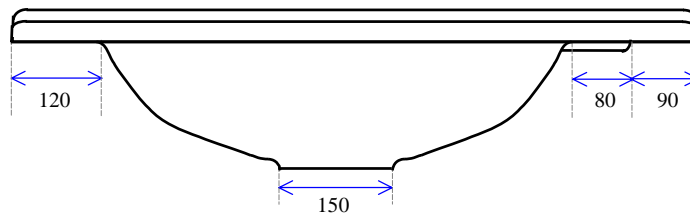


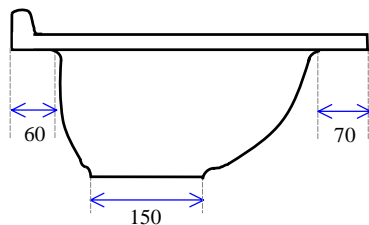
# 910 Vogue



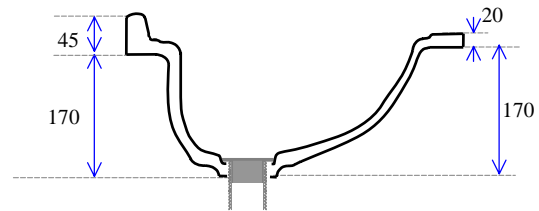
PLAN



FRONT ELEVATION



END ELEVATION



Section A - A

**Notes:**

1. All edges finished safely
2. 51mm waste hole for 40mm waste & plug
3. Waste not supplied
4. Available with 1, 2 or 3 tap holes
5. Facing thickness: Gelcoat 0.5mm
6. Weighs 19 Kgs (Polymarble)
7. Bowl capacity is 12 litres.

**MODEL: 910 Vogue**

**Not to Scale**

**ALL DIMENSIONS SHOWN IN MILLIMETERS**

Specifications subject to change without notice.

All sizes are nominal within industry tolerances.

Measurements are for representation purposes only and do not constitute scale plans.