

# RICHMOND

---

## **Cabinet:**

Moisture resistant melamine board  
Available in standard, premium, ultra and ultra plus finishes  
Available configurations – see specification on following page  
Available on Straight round, square or curved legs.  
Bright chrome 288 Flat D handles  
Even door and drawer fronts  
Soft close drawer runners  
Drawer boxes 350mm deep  
60mm clearing between back of drawers and back of cabinet  
No top rail

## **Optional extras:**

On kick (895mm cab height)  
Extended wall hung (745mm cab height)  
Wall Hung (496mm cab height)

## **Top:**

Cultured Marble Slab - available in white, ivory and charcoal  
Engineered Stone with Drop in Basin – all colours available



# RICHMOND

---

## Measurements

Top size	No. Of Doors	No. Of Drawer	Width	Height of Cabinet	Depth on Floor	Weight of Cabinet	Weight, Inc. Stone Top
760x470	1	3	740	895	430	48	70
760x470	1	2	740	496	n/a	32	54
910x470	1	3	887	895	430	54	80
910x470	1	2	887	496	n/a	36	62
1215x470	1	3	1185	895	430	65	97
1215x470	1	2	1185	496	n/a	43	75
1215x470	2	3	1185	895	430	63	95

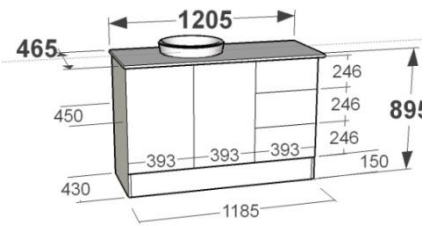
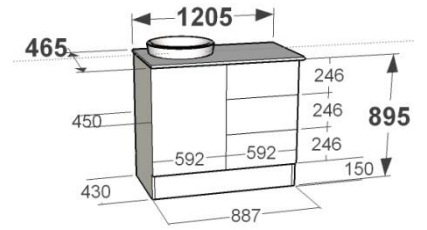
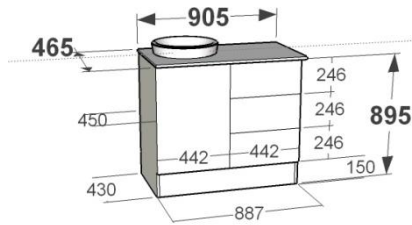
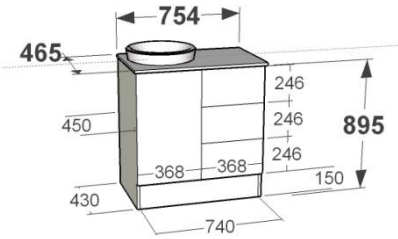
All Measurements in millimetres

All weights in Kilograms

# RICHMOND

## Available Configuration:

### On Kick



### Standard Wall Hung

